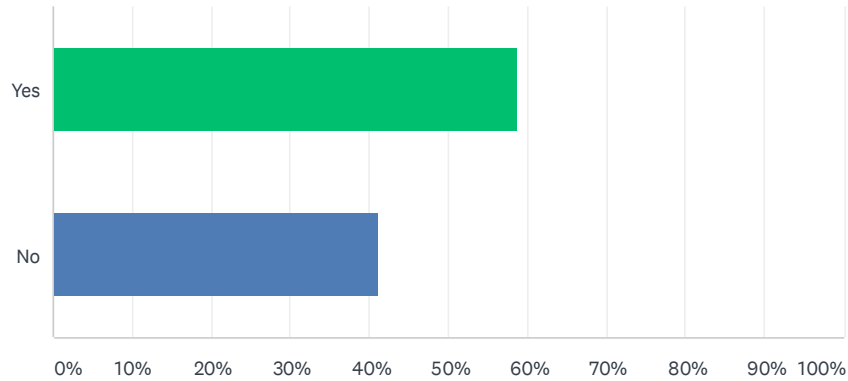


Vaccination Participation

Q1 Assuming that a proven safe and effective COVID-19 vaccine has been approved by the FDA and is covered by Medicare, would you be willing to get that COVID-19 vaccine as soon as it is available?

Answered: 1,244 Skipped: 7

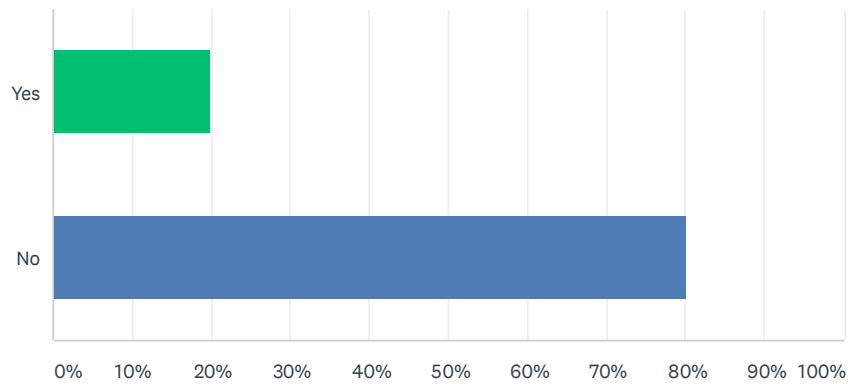


ANSWER CHOICES	RESPONSES
Yes	58.76% 731
No	41.24% 513
TOTAL	1,244

Vaccination Participation

Q2 If NO, would you be willing to get that COVID-19 vaccine once it had been available and in use for a least 3 months?

Answered: 513 Skipped: 738

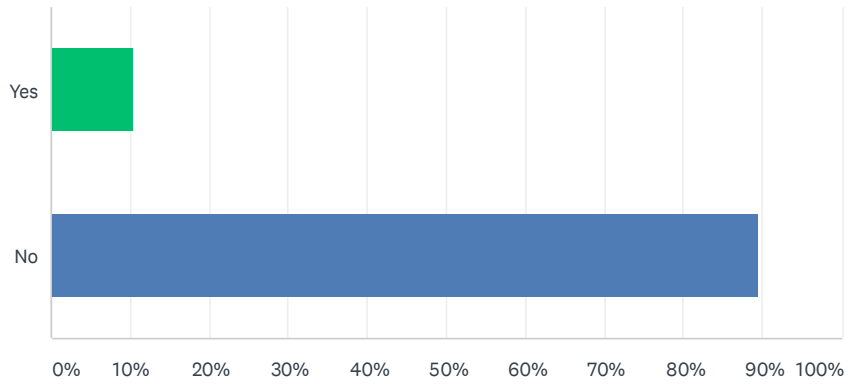


ANSWER CHOICES	RESPONSES
Yes	19.88% 102
No	80.12% 411
TOTAL	513

Vaccination Participation

Q3 If NO, would you be willing to get that COVID-19 vaccine once it had been available and in use for at least 6 months?

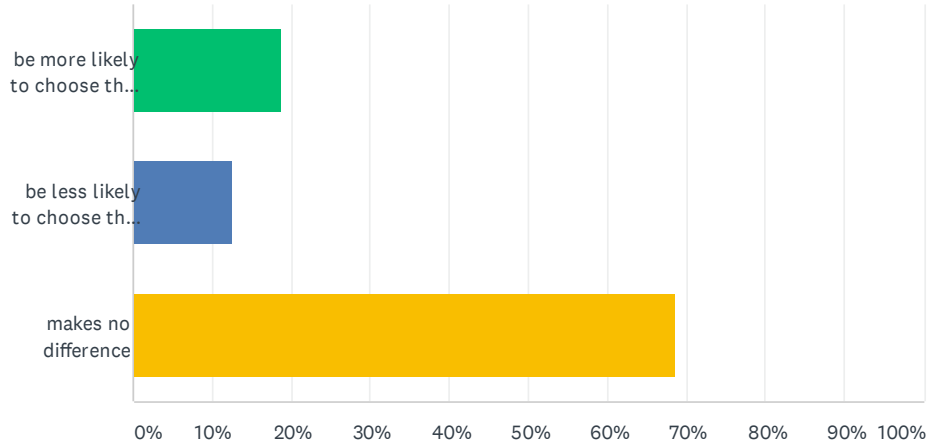
Answered: 411 Skipped: 840



ANSWER CHOICES	RESPONSES	
Yes	10.46%	43
No	89.54%	368
TOTAL		411

Q4 If there were a proven safe and effective FDA approved and Medicare covered COVID-19 vaccine available in pill form, rather than given as a shot, would you

Answered: 1,122 Skipped: 129

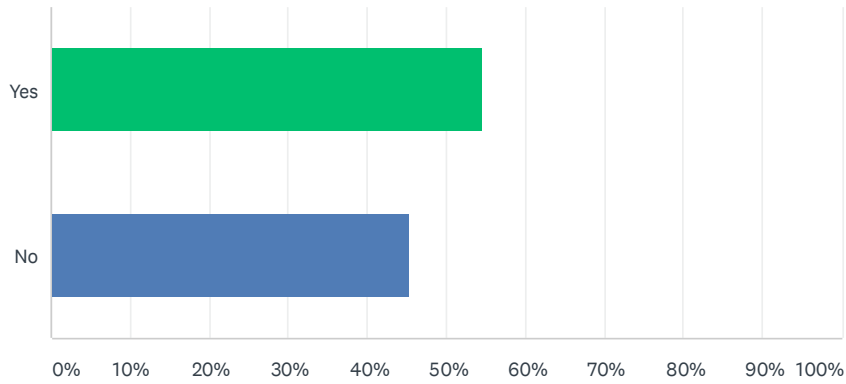


ANSWER CHOICES	RESPONSES	
be more likely to choose that option over getting a shot	18.89%	212
be less likely to choose that option over getting a shot	12.48%	140
makes no difference	68.63%	770
TOTAL		1,122

Vaccination Participation

Q5 If they were equally safe and effective, and covered by Medicare, would you prefer to get any or all vaccines in pill form?

Answered: 1,115 Skipped: 136

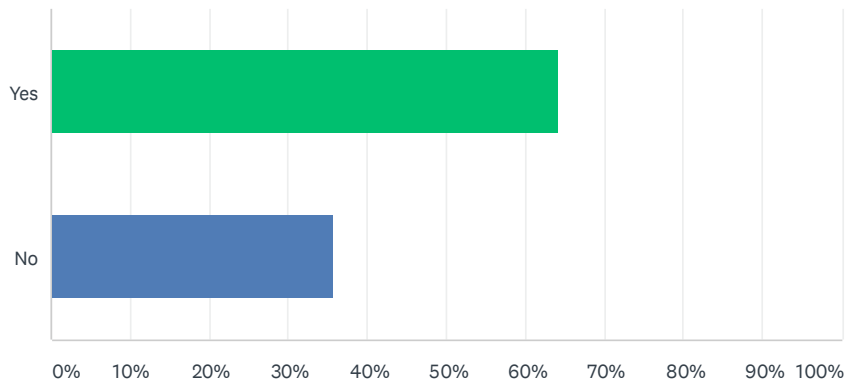


ANSWER CHOICES	RESPONSES
Yes	54.62% 609
No	45.38% 506
TOTAL	1,115

Vaccination Participation

Q6 Do you usually get a flu shot each year?

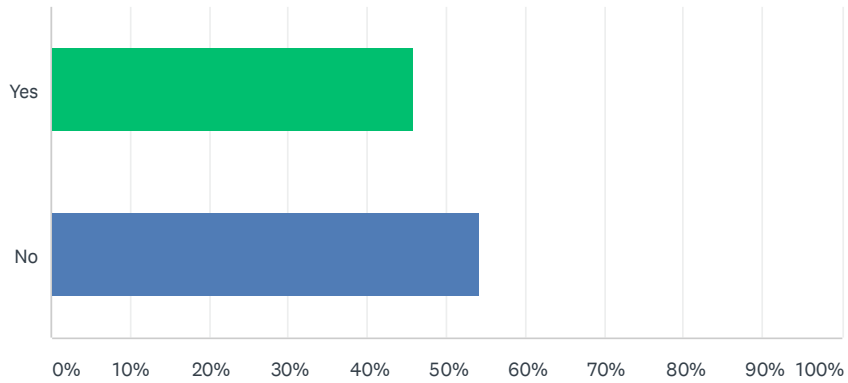
Answered: 1,124 Skipped: 127



ANSWER CHOICES	RESPONSES	
Yes	64.32%	723
No	35.68%	401
TOTAL		1,124

Q7 Have you gotten a flu shot this year?

Answered: 1,125 Skipped: 126

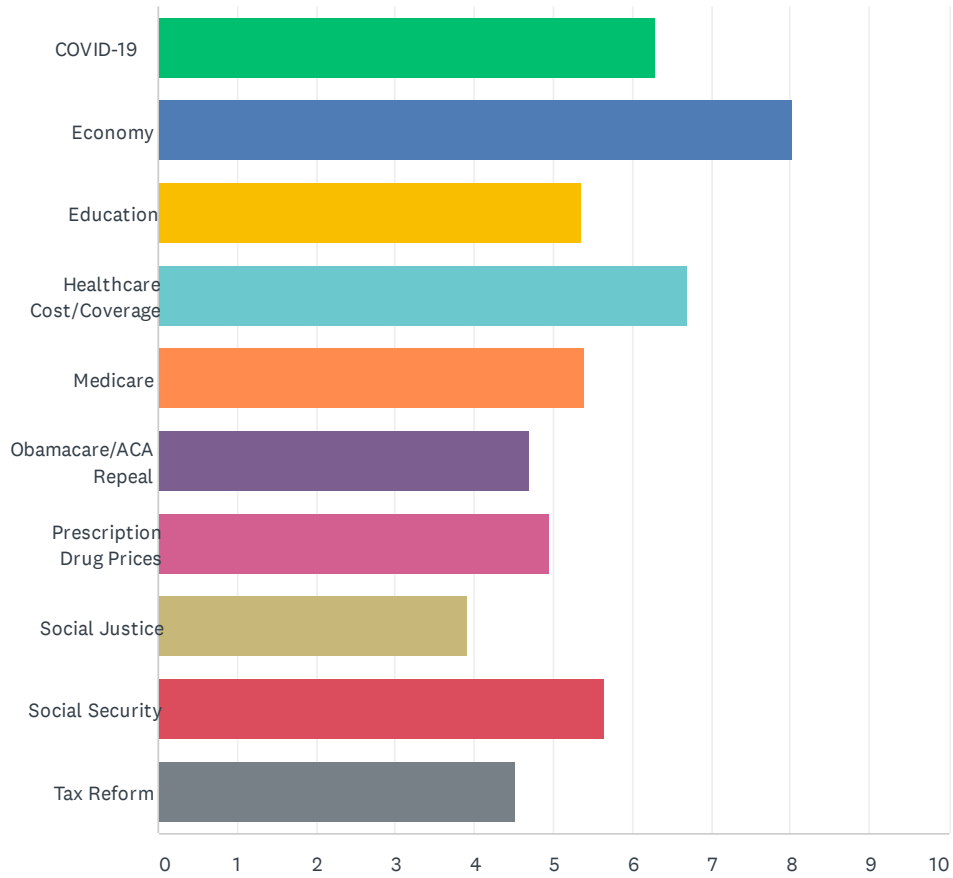


ANSWER CHOICES	RESPONSES	
Yes	45.78%	515
No	54.22%	610
TOTAL		1,125

Vaccination Participation

Q8 Please rank the following topics in the order of importance to you in the upcoming election. (Ex: 1 being the most important issue and 10 being the least important issue).

Answered: 1,089 Skipped: 162



Vaccination Participation

	1	2	3	4	5	6	7	8	9	10	TOTAL	SC
COVID-19	25.50% 266	13.90% 145	7.57% 79	6.23% 65	6.90% 72	6.33% 66	4.60% 48	7.00% 73	11.51% 120	10.45% 109	1,043	
Economy	39.67% 415	20.36% 213	9.75% 102	7.46% 78	4.97% 52	4.78% 50	5.35% 56	3.73% 39	2.10% 22	1.82% 19	1,046	
Education	3.76% 39	10.61% 110	13.31% 138	12.25% 127	8.87% 92	9.16% 95	10.99% 114	12.63% 131	11.57% 120	6.85% 71	1,037	
Healthcare Cost/Coverage	7.46% 78	12.73% 133	19.52% 204	18.37% 192	14.45% 151	10.72% 112	8.04% 84	5.74% 60	2.78% 29	0.19% 2	1,045	
Medicare	2.22% 23	7.51% 78	10.79% 112	12.62% 131	14.07% 146	15.99% 166	14.55% 151	10.89% 113	8.29% 86	3.08% 32	1,038	
Obamacare/ACA Repeal	6.36% 66	8.67% 90	8.19% 85	7.13% 74	8.38% 87	10.79% 112	9.34% 97	9.15% 95	13.20% 137	18.79% 195	1,038	
Prescription Drug Prices	1.91% 20	3.73% 39	8.52% 89	11.10% 116	14.55% 152	15.22% 159	18.37% 192	12.54% 131	8.33% 87	5.74% 60	1,045	
Social Justice	5.03% 53	6.17% 65	5.51% 58	5.98% 63	7.12% 75	6.08% 64	7.12% 75	13.68% 144	13.11% 138	30.20% 318	1,053	
Social Security	8.23% 87	9.08% 96	12.30% 130	11.16% 118	11.83% 125	10.22% 108	10.03% 106	10.60% 112	12.49% 132	4.07% 43	1,057	
Tax Reform	3.11% 33	9.05% 96	6.22% 66	8.20% 87	9.90% 105	10.08% 107	10.08% 107	12.25% 130	14.04% 149	17.06% 181	1,061	